



# SS1-H, SS2-H AND SS3-H REPAIR CLAMPS

## MATERIAL SPECIFICATIONS

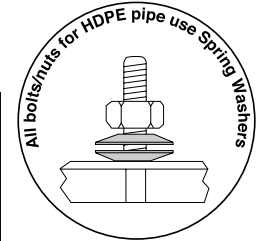
**SHELLS AND LUGS:** Stainless steel per ASTM A 240, type 304, fully passivated.<sup>1</sup>

**Bolts:** UNC rolled thread, stainless steel per ASTM A 193, type 304.

**NUTS:** Stainless steel per ASTM A 194, type 304.

**WASHERS:** Flat washers are stainless steel per ASTM A 240, type 304; spring washers are special "spring" grade of stainless steel and plastic lubricating washers.

**GASKETS:** SBR per ASTM D 2000 MAA 610. Compounded for water and sewer service. Other compounds available on request.



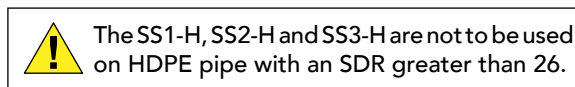
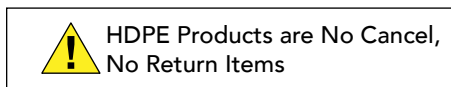
For above-ground HDPE applications, contact Romac's Engineering Department at 1-800-426-9341. Products and prices listed below are standard Romac sizes. For information on other sizes, contact Romac's Engineering Department. For important technical information on HDPE pipe, see Page 9-1 & Page 9-2.

NOM. PIPE SIZE	OUTSIDE DIAMETER	CATALOG NUMBER	LIST PRICE (WEIGHT) for LENGTH of:			
			8"	12"	16"	20"
2"	2.38	SS1-H - 2.38 x length	\$160.82 (4#)	\$262.97 (5#)	\$293.92 (8#)	-
3"	3.50	SS1-H - 3.50 x length	187.62 (5#)	298.75 (6#)	350.41 (9#)	-
4"	4.50	SS1-H - 4.50 x length	206.18 (5#)	323.68 (8#)	374.09 (10#)	-
	4.80	SS1-H - 4.80 x length	206.18 (5#)	323.68 (8#)	374.09 (10#)	-
6"	4.80	SS2-H - 4.80 x length	280.30 (9#)	437.12 (13#)	528.72 (17#)	-
	6.63	SS1-H - 6.63 x length	273.33 (7#)	428.88 (10#)	499.88 (14#)	-
8"	6.63	SS2-H - 6.63 x length	370.92 (11#)	554.89 (17#)	710.52 (22#)	-
	6.90	SS1-H - 6.90 x length	273.33 (7#)	428.88 (10#)	499.88 (14#)	-
10"	6.90	SS2-H - 6.90 x length	370.92 (11#)	554.89 (17#)	710.52 (22#)	-
	8.63	SS1-H - 8.63 x length	306.93 (8#)	484.44 (12#)	575.80 (15#)	-
12"	8.63	SS2-H - 8.63 x length	413.05 (12#)	604.40 (19#)	790.31 (24#)	-
	9.05	SS1-H - 9.05 x length	306.93 (8#)	484.44 (12#)	575.80 (15#)	-
14"	9.05	SS2-H - 9.05 x length	413.05 (12#)	604.40 (19#)	790.31 (24#)	-
	10.75	SS2-H - 10.75 x length	513.14 (11#)	983.24 (16#)	1,078.47 (24#)	-
16"	10.75	SS3-H - 10.75 x length	642.82 (15#)	1,056.94 (23#)	1,421.64 (32#)	-
	11.10	SS2-H - 11.10 x length	513.14 (11#)	983.24 (16#)	1,078.47 (24#)	-
18"	11.10	SS3-H - 11.10 x length	642.82 (15#)	1,056.94 (23#)	1,421.64 (32#)	-
	12.75	SS2-H - 12.75 x length	664.37 (16#)	1,114.69 (25#)	1,285.33 (33#)	-
20"	12.75	SS3-H - 12.75 x length	700.57 (22#)	1,159.65 (33#)	1,479.40 (43#)	\$2,114.64 (56#)
	13.20	SS2-H - 13.20 x length	664.37 (16#)	1,114.69 (25#)	1,285.33 (33#)	-
24"	13.20	SS3-H - 13.20 x length	700.57 (22#)	1,159.65 (33#)	1,479.40 (43#)	2,114.64 (56#)

<sup>1</sup> **Passivated:** Chemically treated after welding to produce a highly corrosion-resistant coating.

For higher working pressures, clamp length should equal or exceed diameter of pipe. Sizes and lengths not listed are available on request. Clamps are not to be used for joining plain end pipe.

**For Tapped Outlets See Page 9-4**



**TO ORDER:** Specify catalog number x length of clamp desired. Indicate if for above ground application.

**EXAMPLE:** For a one-section clamp for pipe with an O.D. of 6.63, and clamp length of 12", order **SS1-H - 6.63 x 12"**