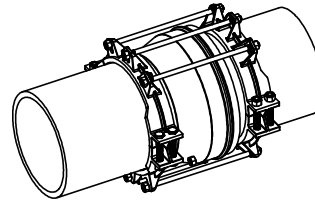
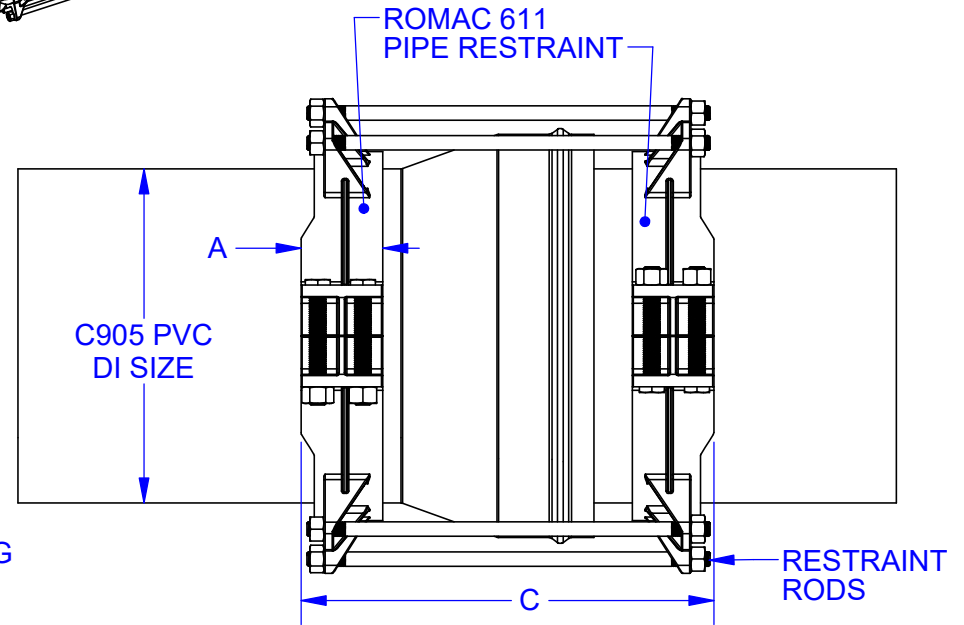
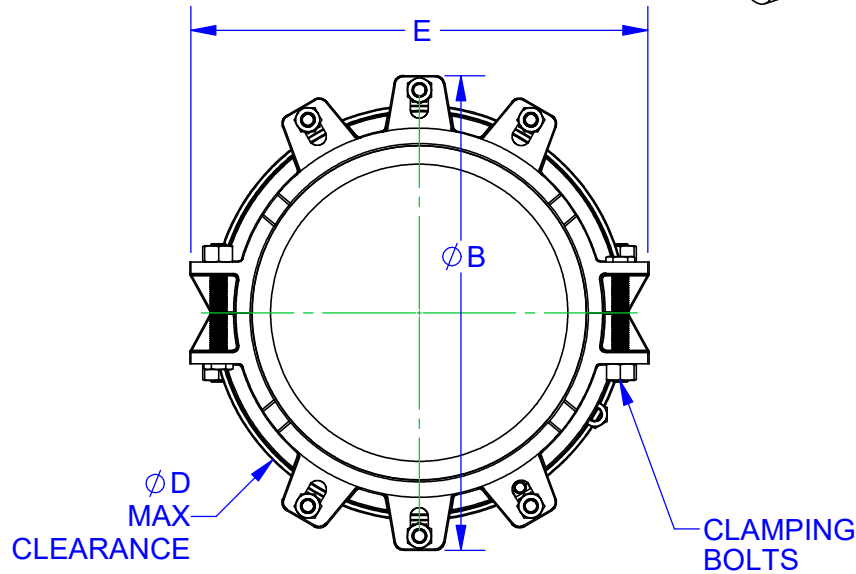


NOTE:

- DESIGNED FOR RESTRAINING C905 PVC PUSH-ON BELL AND SPIGOT FITTINGS OR FLEXIBLE COUPLINGS
- MATERIAL ASTM A536 65-45-12 DUCTILE IRON
- CLAMPING BOLTS, HEX HEAD STEEL PER ASTM A449 & ZINC PLATED TO ASTM B633, TYPE III SC 1
- RESTRAINING RODS ARE HSLA PER AWWA C111



REVISIONS			
REV.	DESCRIPTION	DATE	EDITOR
0	INITIAL RELEASE	7/9/2014	N. THOGERSEN
1	ADDED DIM "D"	6/3/2015	N. THOGERSEN
2	ADDED DIM "E"	1/29/2016	N. THOGERSEN
3	UPDATED FORMAT. NOTE 3 WAS "SCH 1"	6/20/2022	TB



PIPE SIZE	ITEM NO.	PIPE OD, AWWA C905 PVC	DIMENSIONS					RESTRAINING RODS				CLAMPING BOLTS			WEIGHT (LBS)
			A	B	C (max)	D (CLEARANCE)	E	ROD QTY	ROD SIZE	NUT QTY	NUT SIZE	QTY	SIZE	MIN. TORQUE	
14	611-15.30	15.30	3.50	21.10	22.00	18.85	21.12	6	3/4 x 30.0	12	3/4	4	7/8x6.25	130	102
16	611-17.40	17.40	3.50	23.58	22.00	21.25	23.22	6	3/4 x 30.0	12	3/4	4	7/8x6.25	130	114
18	611-19.50	19.50	4.25	25.80	22.00	23.79	25.70	8	3/4 x 30.0	16	3/4	4	1.00x6.25	130	164
20	611-21.60	21.60	5.00	29.06	22.00	26.00	28.42	8	3/4 x 36.0	16	3/4	8	1-1/4x6.50	130	235
24	611-25.80	25.80	5.00	34.64	22.00	31.61	33.88	10	3/4 x 36.0	20	3/4	8	1-1/4x6.50	130	289
30	611-32.00	32.00	5.50	41.80	38.00	38.89	40.75	10	1 x 40.0	20	1	8	1-1/4x8.50	130	464
36	611-38.30	38.30	5.50	49.04	38.00	46.00	46.13	12	1 x 40.0	24	1	8	1-1/4x8.50	130	520

FOR CUSTOMER USE

RELEASED

<p><b>PROPRIETARY NOTICE</b></p> <p>THIS DRAWING CONTAINS CONFIDENTIAL PROPRIETARY INFORMATION AND IS THE PROPERTY OF ROMAC IND., INC. IT IS TO BE USED ONLY FOR THE PURPOSE FOR WHICH IT WAS SUBMITTED AND SHALL NOT HAVE ITS INFORMATION DISCLOSED OR REPRODUCED IN WHOLE OR IN PART FOR ANY PURPOSE WITHOUT PRIOR WRITTEN PERMISSION OF ROMAC IND., INC.</p>		<p><b>UNLESS OTHERWISE SPECIFIED</b></p> <ul style="list-style-type: none"> <li>DIMENSIONS ARE IN INCHES</li> <li>DRAWING NOT TO SCALE.</li> </ul>		<p><b>SIGNATURES</b></p> <p>DRAWN Niels Thogersen</p> <p>APPROVED Derek Sorenson</p>		<p><b>DATE</b></p> <p>07/09/2014</p> <p>6/28/2022</p>				<p><b>ROMAC INDUSTRIES INC.</b></p> <p>TITLE 611 PIPE RESTRAINT 14" - 36" FOR PUSH-ON JOINTS AND COUPLINGS AWWA C905 PVC ONLY</p>									
<p>MODEL NAME: RESTRAINED BELL AND SPIGOT MODEL CAD #: CAD-012885</p>		<p>CONFIGURATION NAME: SJ</p>		<p>THIRD ANGLE PROJECTION</p>		<p>LEGACY DRAWING #: DRAWING FILE NAME: Series 611 Pipe Restraint 14-36 DI CUSTOMER DWG</p>		<p>DWG. NO. CAD-012885</p>		<p>SIZE A</p>		<p>REV. NO. R3</p>		<p>SCALE NTS</p>		<p>SHEET 1 OF 1</p>		<p>AUTHOR: Niels Thogersen</p>	