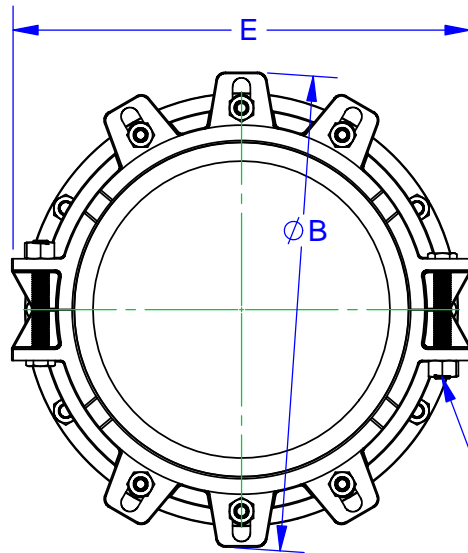
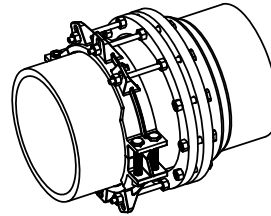
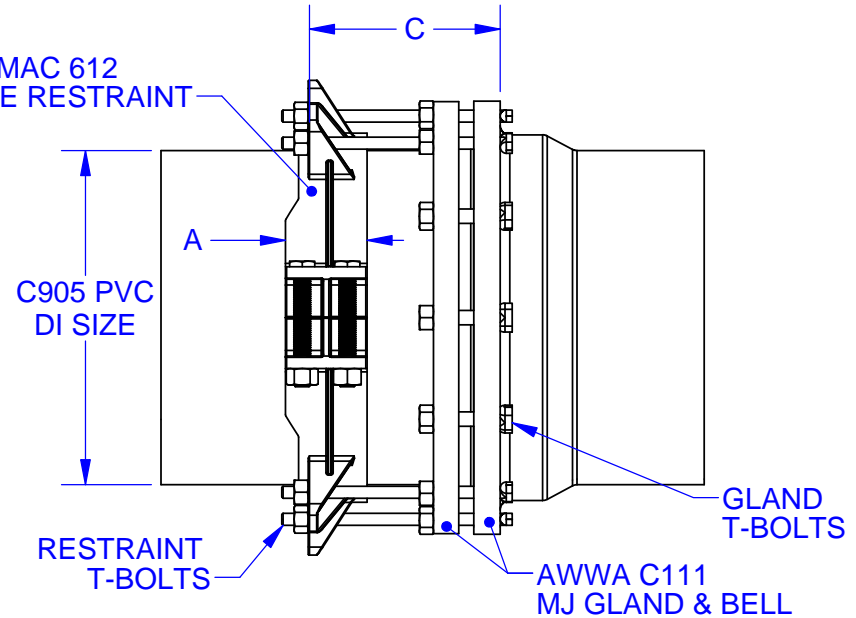


NOTE:

1. DESIGNED FOR USE ON C905 PVC IN CONJUNCTION WITH DUCTILE IRON FITTINGS THAT MEET AWWA C153 OR C110 MJ OR PUSH-ON JOINTS WITH EAR LUGS.
2. MATERIAL ASTM A536 65-45-12 DUCTILE IRON
3. CLAMPING BOLTS, HEX HEAD STEEL PER ASTM A449 & ZINC PLATED TO ASTM B633, TYPE III SCH 1
4. T-HEAD BOLTS ARE HSLA PER AWWA C111



CLAMPING BOLTS



REVISIONS			
REV.	DESCRIPTION	DATE	EDITOR
0	INITIAL RELEASE	7/9/2014	N. THOGERSEN
1	ADDED DIM "E"	1/29/2016	N. THOGERSEN

PIPE SIZE	ITEM NO.	PIPE OD, AWWA C905 PVC	DIMENSIONS				RESTRAINING RODS - T HEADS				CLAMPING BOLTS		WEIGHT (LBS)	
			A	B	C (max)	E	ROD QTY	ROD SIZE	NUT QTY	NUT SIZE	QTY	SIZE		MIN. TORQUE
14	612-15.30	15.30	3.50	21.10	15.00	21.12	6	3/4 X 17.0	12	3/4	4	7/8x6.25	130	52
16	612-17.40	17.40	3.50	23.58	15.00	23.22	6	3/4 X 17.0	12	3/4	4	7/8x6.25	130	59
18	612-19.50	19.50	4.25	25.80	15.00	25.70	8	3/4 X 17.0	16	3/4	4	1.00x6.25	130	86
20	612-21.60	21.60	5.00	29.06	22.00	28.42	8	3/4 X 24.0	16	3/4	4	1-1/4x6.50	130	123
24	612-25.80	25.80	5.00	34.64	22.00	33.88	10	3/4 X 24.0	20	3/4	4	1-1/4x6.50	130	151
30	612-32.00	32.00	5.50	41.80	22.00	40.75	10	1 X 24.0	20	1	4	1-1/4x8.50	130	241
36	612-38.30	38.30	5.50	49.04	22.00	43.13	12	1 X 24.0	24	1	4	1-1/4x8.50	130	270

<p>PROPRIETARY NOTICE</p> <p>THIS DRAWING CONTAINS CONFIDENTIAL PROPRIETARY INFORMATION AND IS THE PROPERTY OF ROMAC IND., INC. IT IS TO BE USED ONLY FOR THE PURPOSE FOR WHICH IT WAS SUBMITTED AND SHALL NOT HAVE ITS INFORMATION DISCLOSED OR REPRODUCED IN WHOLE OR IN PART FOR ANY PURPOSE WITHOUT PRIOR WRITTEN PERMISSION OF ROMAC IND., INC.</p>	<p>UNLESS OTHERWISE SPECIFIED</p> <p>DIMENSIONS ARE IN INCHES TOLERANCES ARE ON: 1 PL DECIMALS ± 0.060 2 PL DECIMALS ± 0.030 3 PL DECIMALS ± 0.010 ANGLES ± 1° FRACTIONS ± 1/64</p>	<p>SIGNATURES</p> <p>DRAWN Niels Thogersen</p> <p>APPROVED Niels Thogersen</p>	<p>DATE</p> <p>1/29/2016</p>		<p>ROMAC INDUSTRIES INC.</p> <p>TITLE 612 PIPE RESTRAINT 14" - 36" FOR MJ BELL CONNECTIONS AWWA C905 PVC ONLY</p>
<p>MODEL NAME: RESTRAINED BELL AND SPIGOT</p> <p>CONFIGURATION NAME: MJ</p>		<p>MODEL CAD #: CAD-012855</p>		<p>LEGACY DRAWING #:</p> <p>DRAWING FILE NAME: Series 612 Pipe Restraint 14-36 DI CUSTOMER DWG</p>	