

SST-X LINE STOP SLEEVE



MATERIAL SPECIFICATIONS

NUTS: Heavy hex, 304 stainless steel. Four inch sleeves use 1/2" UNC threads, six inch and larger use 5/8" UNC threads. Nuts coated to prevent galling.

WASHERS: 304 stainless steel flat washers. Plastic washers prevent galling between nut or stainless steel washer and lifter bar on all sizes.

BLIND FLANGE: ASTM A36 or equivalent. Epoxy coated.

COMPLETION PLUG: Ductile Iron per ASTM A536.

PLUG O-RING: Styrene butadiene rubber (SBR) compounded for water and sewer service in accordance with ASTM D2000.

FLANGE: 304 Stainless steel flange per AWWA C228-08. ANSI class 150 drillings and raised face to accept blind flange. GMAW welded to neck.

SLEEVE SHELL AND SIDE BARS: 304 stainless steel.

TEST PLUG: 3/4" NPT type 304 Stainless Steel. Plug threads coated to prevent galling.

BOLTS: 304 stainless steel. Four inch sleeves use 1/2" UNC threads, six inch and larger use 5/8" UNC threads.

ARMORS: 304 stainless steel.

SLEEVE GASKET: Virgin SBR rubber compounded for water and sewer service in accordance with ASTM D2000 MAA 610.

THE SST-X LINE STOP SLEEVE PROVIDES THE SAME HIGH QUALITY AND FEATURES OF ROMAC SST TAPPING SLEEVES.

VERSATILE


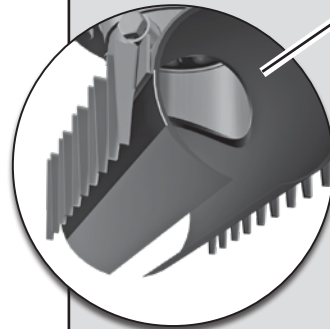
- Fits most line stopping equipment.
- Built in range means that one sleeve fits various classes of pipe.

REINFORCES THE PIPE

- Full circle design reduces stress on the pipe opposite line stop equipment.

ROMAC GASKET

- Hydrodynamic sealing gasket.



NSF61 certified upon request.

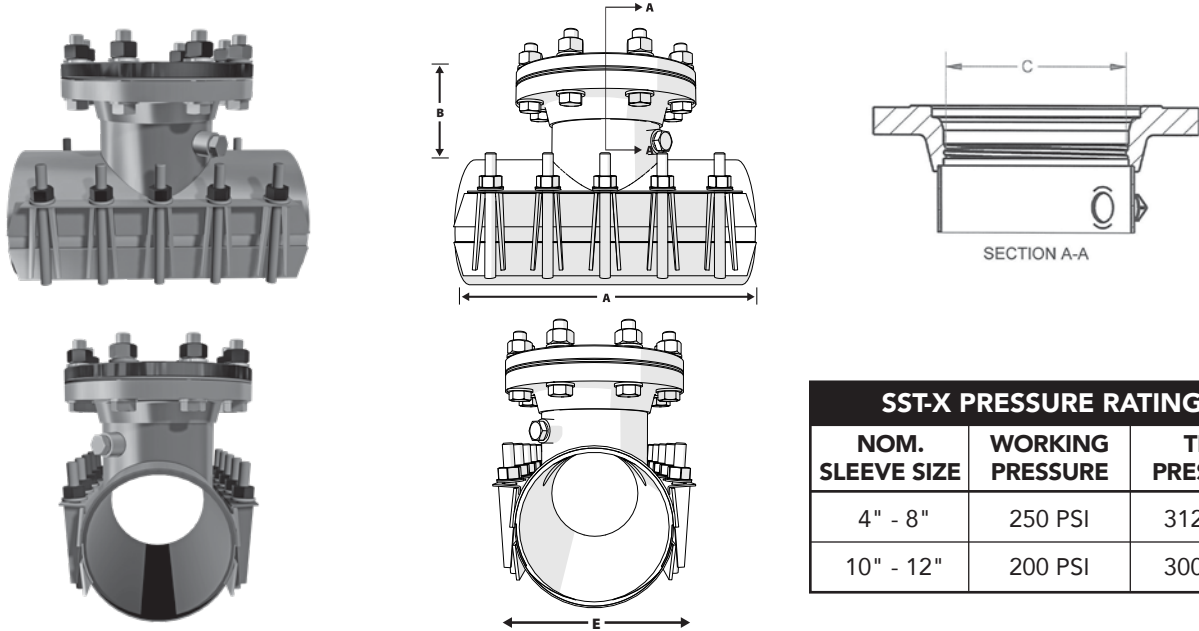
Certified to NSF/ANSI 61 & 372



MEETS
AWWA C223



SST-X LINE STOP SLEEVE



SST-X PRESSURE RATINGS		
NOM. SLEEVE SIZE	WORKING PRESSURE	TEST PRESSURE
4" - 8"	250 PSI	312 PSI
10" - 12"	200 PSI	300 PSI

NOMINAL PIPE SIZE	SLEEVE O.D. RANGE (inches)	CATALOG NUMBER	LIST PRICE	NO. OF BOLTS	DIMENSIONS				APPROX. WEIGHT (lbs.)
					A LAY LENGTH	B NECK HEIGHT	C NECK ID	E SLEEVE WIDTH	
4"	4.50 - 4.80 *	SST-X - 4.80	\$2,134.30	8	12	4.00"	4.00"	PIPE O.D. +3.00"	50
	4.70 - 5.00 *	SST-X - 5.00							
	5.00 - 5.30 *	SST-X - 5.30							
6"	6.60 - 7.00 *	SST-X - 7.00	2,779.22	10	16	4.50"	6.00"	PIPE O.D. +3.00"	85
	7.10 - 7.50 *	SST-X - 7.50							
	7.50 - 7.90 *	SST-X - 7.90							
8"	8.30 - 8.63	SST-X - 8.63	3,292.30	14	20	5.00"	8.00"	PIPE O.D. +3.00"	130
	8.62 - 9.06	SST-X - 9.06							
	9.04 - 9.45	SST-X - 9.45							
	9.20 - 9.60	SST-X - 9.60							
10"	10.73 - 11.13 *	SST-X - 11.13	5,419.48	16	24	5.50"	10.00"	PIPE O.D. +3.00"	190
	11.06 - 11.45 *	SST-X - 11.45							
	11.45 - 11.85 *	SST-X - 11.85							
	11.79 - 12.19 *	SST-X - 12.19							
12"	12.45 - 12.85	SST-X - 12.85	5,811.42	20	30	5.75"	12.00"	PIPE O.D. +3.00"	300
	13.16 - 13.56	SST-X - 13.56							
	13.98 - 14.38	SST-X - 14.38							


TO ORDER: Specify Sleeve Number. **EXAMPLE: SST-X - 9.45** Other sizes are available on request.

ADAPTER PLATES

SST-X list prices shown above, do not include adapter plate.

* Because SST-X Line Stopping Sleeves have ANSI B16.5 CL150 stainless steel flanges, the 4", 6" and 10" sleeve ranges require an adapter plate to connect to the temporary slide gates commonly used in most line stopping equipment.

One adapter plate connects 4 & 6 inch sleeves to the 8 inch gate valve. A separate adapter plate connects 10 inch sleeves to a 12 inch valve.



NOM. PIPE SIZE	CATALOG NUMBER	LIST PRICE	APPROX. WEIGHT
4" & 6"	107-AP040601	\$1,298.25	44 #
10"	107-AP100001	1,602.03	44 #