

STYLE 501 STRAIGHT, TRANSITION AND LONG BARREL COUPLINGS



MATERIAL SPECIFICATIONS

CENTER RINGS: Ductile iron per ASTM A536, Grade 65-45-12. Yellow shopcoat. Romacoat-FBE and special coatings available on request.

END RINGS: Ductile iron per ASTM A536, Grade 65-45-12. Color coded RED for O.D. and Std. Stl., BLACK for cast iron and YELLOW for A/C.

GASKETS: SBR per ASTM D2000 MBA 710, compounded for water and sewer service. Other compounds available on request.

BOLTS AND NUTS: Trackhead bolts, heavy hex nuts, UNC 5/8" rolled thread, high strength, low alloy, corrosion resistant steel per AWWA C111. Other materials or special coatings available on request.

OPTIONS: For other options and specifications, see Page 3-25 & 3-26.

PRESSURE: When properly installed on a pipe that is within the correct O.D. range, the Romac 501 can be used at working pressures up to 260 psi.



MEETS AWWA C219

NSF61 certified upon request.



WARNING: Flexible couplings do not provide protection against possible pullout of pipe ends in unrestrained conditions. See Page 8-4 for appropriate restraint system.
CAUTION: Couplings with a step in the center ring have the potential for migrating along the pipe, therefore some form of restraint should be used.

COUPLINGS

NOM. PIPE SIZE	ONE END		BY	OTHER END		BY	CR LGTH	SHOPCOAT			FUSION EPOXY				
	COLOR CODE	GASKET RANGE		APPROX. USE	COLOR CODE			GASKET RANGE	APPROX. USE	w/STD B&N	w/304 SS B&N	w/316 SS B&N	w/STD B&N	w/304 SS B&N	w/316 SS B&N
2"	RED	2.00 - 2.14	O.D. Stl., Copper Std. Stl, Copper, PVC Std. Stl, Copper, PVC C.I., Copper, PVC	x	RED	2.00 - 2.14	O.D. Stl., Copper Std. Stl, Copper, PVC Std. Stl, Copper, PVC C.I., Copper, PVC	x	5" ¹	\$123.68	\$161.29	\$229.60	\$152.23	\$189.84	\$258.17
		2.12 - 2.38				2.12 - 2.38									
		2.35 - 2.65				2.35 - 2.65									
		2.50 - 3.00				2.50 - 3.00									
3"	RED	3.00 - 3.29	Copper, O.D. Steel Std. Stl & PVC Std. Stl, CI/DI & PVC	x	RED	3.00 - 3.29	Copper, O.D. Steel Std. Stl & PVC Std. Stl, CI/DI & PVC	x	5" ¹	196.97	284.30	408.84	243.41	330.74	455.29
		3.30 - 3.51				3.30 - 3.51									
		3.50 - 4.00				3.50 - 4.00									
4"	RED	3.80 - 4.05	O.D. Stl., 3" D.I. Riv. Stl. A/C Std. Stl, PVC Std. Stl., D.I. & PVC	x	RED	3.80 - 4.05	O.D. Stl., 3" D.I. Riv. Stl. A/C Std. Stl, PVC Std. Stl., D.I. & PVC	x	5" ¹	233.52	308.79	445.40	288.54	363.82	500.43
		4.06 - 4.31				4.06 - 4.31									
		4.21 - 4.49				4.21 - 4.49									
		4.50 - 4.70				4.50 - 4.70									
	BLACK	4.80 - 5.00	Cast Iron & PVC C.I. & A/CME A/C R.B.	x	BLACK	4.80 - 5.00	Cast Iron & PVC C.I. & A/CME A/C R.B.	x	12"	531.92	639.19	822.69	657.24	764.55	948.02
		4.74 - 5.10				4.74 - 5.10									
		5.11 - 5.30				5.11 - 5.30									
	YELLOW	5.11 - 5.40	A/C R.B. CL. 200	x	YELLOW	5.11 - 5.40	A/C R.B. CL. 200	x	14"	601.30	733.92	1,061.23	742.97	875.59	1,202.93
6"	RED	5.40 - 5.60 ²	Std. Stl. & PVC Std. Stl. & PVC Std. Stl. & PVC O.D. Stl. Riv. Stl. PVC Sewer & Clay Std. Stl. & PVC Std. Stl., D.I. & PVC	x	RED	5.40 - 5.60 ²	Std. Stl. & PVC Std. Stl. & PVC Std. Stl. & PVC O.D. Stl. Riv. Stl. PVC Sewer & Clay Std. Stl. & PVC Std. Stl., D.I. & PVC	x	5" ¹	317.83	411.92	539.06	392.74	486.81	657.61
		5.60 - 5.79 ²				5.60 - 5.79 ²									
		5.80 - 5.98 ²				5.80 - 5.98 ²									
		5.80 - 6.10				5.80 - 6.10									
		6.05 - 6.30				6.05 - 6.30									
		6.18 - 6.46				6.18 - 6.46									
	BLACK	6.90 - 7.10	Cast Iron & PVC C.I. & A/CME A/C R.B.	x	BLACK	6.90 - 7.10	Cast Iron & PVC C.I. & A/CME A/C R.B.	x	10"	502.38	636.51	865.85	620.83	754.91	984.30
		6.86 - 7.20				6.86 - 7.20									
		7.15 - 7.35				7.15 - 7.35									
8"	RED	7.80 - 8.10	O.D. Stl. Riv. Stl. C.I-Soil, PVC Sewer Std. Stl, PVC Std. Stl., D.I. & PVC	x	RED	7.80 - 8.10	O.D. Stl. Riv. Stl. C.I-Soil, PVC Sewer Std. Stl, PVC Std. Stl., D.I. & PVC	x	5" ¹	402.66	515.58	720.48	497.55	610.47	815.37
		8.05 - 8.30				8.05 - 8.30									
		8.30 - 8.55				8.30 - 8.55									
		8.55 - 8.75				8.55 - 8.75									
	BLACK	9.05 - 9.30	Cast Iron & PVC C.I. & A/CME A/C R.B.	x	BLACK	9.05 - 9.30	Cast Iron & PVC C.I. & A/CME A/C R.B.	x	10"	616.07	776.99	1,052.25	761.25	922.16	1,197.45
		8.99 - 9.40				8.99 - 9.40									
		9.31 - 9.50				9.31 - 9.50									
	YELLOW	9.39 - 9.79	A/C R.B. CL. 200	x	YELLOW	9.39 - 9.79	A/C R.B. CL. 200	x	12"	837.78	998.70	1,273.96	1,035.16	1,196.10	1,471.36

TO ORDER: Determine O.D. of pipes to be coupled. Select proper gasket range for each pipe from above table. Insert high range of each gasket into catalog number as follows: 501 - one end x other end. 1 Standard Center Ring length.
2 Requires special 5" end ring.

EXAMPLE: To couple 4" A/C rough barrel and 4" O.D. steel with 5" Center Ring, order **501-5.30 x 4.05 X 5**



STYLE 501 STRAIGHT, TRANSITION AND LONG BARREL COUPLINGS

NOM. PIPE SIZE	ONE END		BY	OTHER END		BY	SHOPCOAT			FUSION EPOXY					
	COLOR CODE	GASKET RANGE		APPROX. USE	COLOR CODE		GASKET RANGE	APPROX. USE	CR LGTH	w/STD B&N	w/304 SS B&N	w/316 SS B&N	w/STD B&N	w/304 SS B&N	w/316 SS B&N
10"	RED	9.80-10.10A	O.D. Stl	RED	9.80-10.10A	O.D. Stl	6 ^{1,2} A & B, AB	\$555.58	\$708.37	\$986.58	\$686.48	\$839.29	\$1,117.48		
		10.20-10.55A	CI Soil, PVC Sewer Std. Stl. & PVC		10.20-10.55A	CI Soil, PVC Sewer Std. Stl. & PVC		7 ^{1,2} B ONLY	740.58	893.41	1,171.58	915.12	1,067.91	1,346.10	
	BLACK	10.70-10.80B	Std. Stl. & PVC	BLACK	10.70-10.80B	Std. Stl. & PVC	12 ^{1,2} A & B, AB	1,156.24	1,381.62	1,961.14	1,428.70	1,654.11	2,232.45		
		10.89-11.40B	Cast Iron & PVC		10.89-11.40B	Cast Iron & PVC		14 ^{1,2} B ONLY	1,329.20	1,567.73	2,195.22	1,642.42	1,880.97	2,508.46	
12"	RED	11.55-11.75B	A/CME	RED	11.55-11.75B	A/CME	6 ^{1,2} A & B, AB	668.18	842.84	1,160.75	825.62	1,000.28	1,318.21		
		11.76-12.12B	A/C R.B		11.76-12.12B	A/C R.B		7 ^{1,2} B ONLY	829.57	1,004.18	1,322.11	1,025.06	1,199.68	1,517.60	
	BLACK	11.81-12.10A	O.D. Stl	BLACK	11.81-12.10A	O.D. Stl	12 ^{1,2} A & B, AB	1,358.14	1,615.75	2,278.02	1,678.19	1,935.78	2,598.05		
		11.95-12.25A	PVC SDR 41		11.95-12.25A	PVC SDR 41		14 ^{1,2} B ONLY	1,472.84	1,745.42	2,278.02	1,819.91	2,092.51	2,809.64	
12"	RED	12.24-12.50A	CI Soil, PVC Sewer Std. Stl. & PVC	RED	12.24-12.50A	CI Soil, PVC Sewer Std. Stl. & PVC	6 ^{1,2} A & B, AB	668.18	842.84	1,160.75	825.62	1,000.28	1,318.21		
		12.65-12.95A	Std. Stl. & PVC		12.65-12.95A	Std. Stl. & PVC		7 ^{1,2} B ONLY	829.57	1,004.18	1,322.11	1,025.06	1,199.68	1,517.60	
12"	BLACK	12.70-12.80B	Std. Stl. & PVC	BLACK	12.70-12.80B	Std. Stl. & PVC	12 ^{1,2} A & B, AB	1,358.14	1,615.75	2,278.02	1,678.19	1,935.78	2,598.05		
		13.15-13.55B	Cast Iron & PVC		13.15-13.55B	Cast Iron & PVC		14 ^{1,2} B ONLY	1,472.84	1,745.42	2,278.02	1,819.91	2,092.51	2,809.64	
14"	BLACK	14.00 O.D. (please refer to 12" nominal pipe size)		BLACK	14.00 O.D. (please refer to 12" nominal pipe size)		7 ^{1,3}	1,157.74	1,361.27	1,762.14	1,425.39	1,628.92	2,029.77		
		14.60-15.00	DI, CI & Simplex AC D.I, A/C R.B. & PVC		14.60-15.00	DI, CI & Simplex AC D.I, A/C R.B. & PVC		14"	1,923.11	2,229.78	3,036.56	2,367.66	2,674.34	3,481.12	
	RED	16.00-16.40	O.D. Stl.	RED	16.00-16.40	O.D. Stl.	14"	1,923.11	2,229.78	3,036.56	2,367.66	2,674.34	3,481.12		
		16.40-16.88	A/CME & R.B.		16.40-16.88	A/CME & R.B.		14"	1,923.11	2,229.78	3,036.56	2,367.66	2,674.34	3,481.12	
16"	BLACK	16.00 O.D. (please refer to 14" nominal pipe size)		BLACK	16.00 O.D. (please refer to 14" nominal pipe size)		7 ^{1,3}	1,394.79	1,623.69	2,066.36	1,717.21	1,946.10	2,388.78		
		17.05-17.40	D.I., Cast Iron & PVC D.I. and A/C R.B, PVC		17.05-17.40	D.I., Cast Iron & PVC D.I. and A/C R.B, PVC		14"	2,314.58	2,655.31	3,551.74	2,849.58	3,190.34	4,086.76	
	RED	17.80-18.10	Cast Iron, O.D. Stl & PVC	RED	17.80-18.10	Cast Iron, O.D. Stl & PVC	14"	2,314.58	2,655.31	3,551.74	2,849.58	3,190.34	4,086.76		
		18.10-18.40	Cast Iron & A/C		18.10-18.40	Cast Iron & A/C		14"	2,314.58	2,655.31	3,551.74	2,849.58	3,190.34	4,086.76	
18"	RED	18.00 O.D. (please refer to 16" nominal pipe size)		RED	18.00 O.D. (please refer to 16" nominal pipe size)		7 ^{1,3}	2,032.48	2,307.14	2,838.38	2,511.47	2,786.09	3,317.31		
		18.70-19.10			18.70-19.10			14"	3,104.34	3,513.25	4,588.96	3,835.89	4,244.77	5,320.51	
	BLACK	19.10-19.70		BLACK	19.10-19.70		14"	3,104.34	3,513.25	4,588.96	3,835.89	4,244.77	5,320.51		
		19.70-20.25			19.70-20.25			14"	3,104.34	3,513.25	4,588.96	3,835.89	4,244.77	5,320.51	
20"	RED	20.00 O.D. (please refer to 18" nominal pipe size)		RED	20.00 O.D. (please refer to 18" nominal pipe size)		7 ^{1,3}	2,437.56	2,712.24	3,243.44	3,011.97	3,286.61	3,817.83		
		20.80-21.35			20.80-21.35			14"	3,525.17	3,934.03	5,009.77	4,355.87	4,764.73	5,840.47	
	BLACK	21.35-21.75		BLACK	21.35-21.75		14"	3,525.17	3,934.03	5,009.77	4,355.87	4,764.73	5,840.47		
		21.75-22.25			21.75-22.25			14"	3,525.17	3,934.03	5,009.77	4,355.87	4,764.73	5,840.47	
22"	RED	22.00 O.D. (please refer to 20" nominal pipe size)		RED	22.00 O.D. (please refer to 20" nominal pipe size)		7 ^{1,3}	2,646.02	2,943.57	3,519.02	3,269.51	3,567.06	4,142.54		
		22.95-23.35			22.95-23.35			14"	3,999.90	4,442.84	5,608.22	4,942.44	5,385.41	6,550.78	
	BLACK	23.45-23.85		BLACK	23.45-23.85		14"	3,999.90	4,442.84	5,608.22	4,942.44	5,385.41	6,550.78		
		23.75-24.25			23.75-24.25			14"	3,999.90	4,442.84	5,608.22	4,942.44	5,385.41	6,550.78	
24"	RED	24.00 O.D. (please refer to 22" nominal pipe size)		RED	24.00 O.D. (please refer to 22" nominal pipe size)		10 ^{1,1}	4,146.27	4,521.79	5,164.01	5,123.34	5,498.86	6,141.09		
		24.75-25.30			24.75-25.30			20"	6,409.57	7,033.31	8,654.50	7,919.96	8,543.73	10,178.21	
	BLACK	25.30-25.80		BLACK	25.30-25.80		20"	6,409.57	7,033.31	8,654.50	7,919.96	8,543.73	10,178.21		
		26.10-26.32			26.10-26.32			20"	6,409.57	7,033.31	8,654.50	7,919.96	8,543.73	10,178.21	

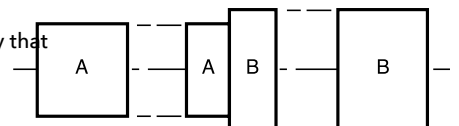
¹ Standard Center Ring length

² To accommodate the wider range of pipe sizes within the 10" and 12" categories, it is necessary that the center rings be made in three sizes: A, AB, and B (see drawing below).

³ For longer center ring length, see the Style "400" on Page 3-18 through 3-21.

• For "501" parts list, see Page 3-4 & 3-5. • For Steel Couplings 12" - 96", see Page 3-18 through 3-21.

• For Sewer O.D.s, see Page 7-6.



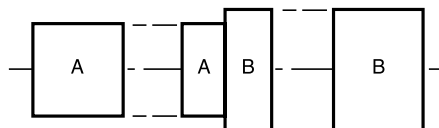
501 PARTS LIST



NOM. PIPE SIZE	APPROX. COMPLETE COUPLING WEIGHT (lbs.)	CENTER RING LENGTH	CENTER RING	END RING	GASKET	5/8" BOLTS	TRACKHEAD BOLT w/ NUT		
						NUMBER : LENGTH	CORTEN	304 S.S.	316 S.S.
2"	9 #	5"	\$43.07	\$16.88	\$7.33	2: 5/8" x 8"	\$16.08	\$36.21	\$71.66
	13 #	5"	59.49	21.61	9.54	4: 5/8" X 10 1/2"	18.80	42.19	83.42
3"	17 #	10"	82.80			4: 5/8" X 13"	23.31	52.03	99.63
	16 #	5"	83.23			4: 5/8" x 8"	16.08	36.21	71.66
4"	22 #	7"	136.73			4: 5/8" x 10 1/2"	18.80	42.19	83.42
	27 #	10"	156.28	30.42	12.55	4: 5/8" x 13"	23.31	52.03	99.63
	28 #	12"	352.76			4: 5/8" x 15"	23.31	52.03	99.63
	36 #	14"	418.36			4: 5/8" x 17"	24.24	58.59	144.49
	26 #	5"	96.57			5: 5/8" x 8"	16.08	36.21	71.66
6"	34 #	7"	142.77			5: 5/8" x 10 1/2"	18.80	42.19	83.42
	39 #	10"	245.02	52.56	17.85	5: 5/8" x 13"	23.31	52.03	99.63
	47 #	12"	397.95			5: 5/8" x 15"	23.31	52.03	99.63
	55 #	14"	451.45			5: 5/8" x 17"	24.24	58.59	144.49
	32 #	5"	123.71			6: 5/8" x 8"	16.08	36.21	71.66
8"	41 #	7"	178.74			6: 5/8" x 10 1/2"	18.80	42.19	83.42
	55 #	10"	293.79	64.55	26.67	6: 5/8" x 13"	23.31	52.03	99.63
	58 #	12"	515.50			6: 5/8" x 15"	23.31	52.03	99.63
	68 #	14"	567.83			6: 5/8" x 17"	24.24	58.59	144.49
	49 # (A)	6"	164.59			7: 5/8" x 10 1/2"	18.80	42.19	83.42
10"	55 # (B)	6"	164.59			7: 5/8" x 10 1/2"	18.80	42.19	83.42
	57 # (AB)	6"	164.59			7: 5/8" x 10 1/2"	18.80	42.19	83.42
	64 # (B only)	7"	349.58	74.34	55.38	7: 5/8" x 10 1/2"	18.80	42.19	83.42
	78 # (A)	12"	727.06			7: 5/8" x 17"	24.24	58.59	144.49
	83 # (B)	12"	727.06			7: 5/8" x 17"	24.24	58.59	144.49
	86 # (AB)	12"	727.06			7: 5/8" x 17"	24.24	58.59	144.49
	100 # (B only)	14"	889.74			7: 5/8" x 18"	25.72	62.04	155.09
65 # (A)	6"	197.59			8: 5/8" x 10 1/2"	18.80	42.19	83.42	
12"	68 # (B)	6"	197.59			8: 5/8" x 10 1/2"	18.80	42.19	83.42
	73 # (AB)	6"	197.59			8: 5/8" x 10 1/2"	18.80	42.19	83.42
	72 # (B only)	7"	358.97	89.31	70.81	8: 5/8" x 10 1/2"	18.80	42.19	83.42
	102 # (A)	12"	843.92			8: 5/8" x 17"	24.24	58.59	144.49
	108 # (B)	12"	843.92			8: 5/8" x 17"	24.24	58.59	144.49
	113 # (AB)	12"	843.92			8: 5/8" x 17"	24.24	58.59	144.49
	115 # (B only)	14"	946.87			8: 5/8" x 18"	25.72	62.04	155.09
92 #	7"	507.36	143.26	93.99	9: 5/8" x 11 1/2"	19.55	44.06	89.98	
14"	136 #	14"	1,217.18			9: 5/8" x 18"	25.72	62.04	155.09
	102 #	7"	620.53	191.61	97.80	10: 5/8" x 11 1/2"	19.55	44.06	89.98
16"	153 #	14"	1,478.60			10: 5/8" x 18"	25.72	62.04	155.09
	123 #	7"	765.13	401.80	114.60	12: 5/8" x 11 1/2"	19.55	44.06	89.98
18"	194 #	14"	1,762.95			12: 5/8" x 18"	25.72	62.04	155.09
	125 #	7"	886.51	539.99	118.25	12: 5/8" x 11 1/2"	19.55	44.06	89.98
20"	200 #	14"	1,900.06			12: 5/8" x 18"	25.72	62.04	155.09
	154 #	7"	1,007.37	571.13	121.13	13: 5/8" x 11 1/2"	19.55	44.06	89.98
22"	222 #	14"	2,279.95			13: 5/8" x 18"	25.72	62.04	155.09
	214 #	10"	1,764.80	867.60	160.01	14: 5/8" x 15"	23.31	52.03	99.63
24"	363 #	20"	3,851.39			14: 5/8" x 24"	35.93	83.53	203.71

COUPLINGS

To accommodate the wider range of pipe sizes within the 10" and 12" categories, it is necessary that the center rings be made in three sizes: A, AB, and B (see drawing right).



WARNING: Flexible couplings do not provide protection against possible pullout of pipe ends in unrestrained conditions. See Page 8-4 for appropriate restraint system.

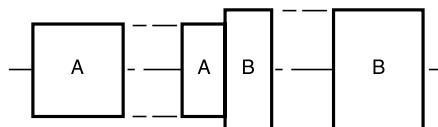


FUSION EPOXY 501 PARTS LIST

NOM. PIPE SIZE	APPROX. CENTER RING WEIGHT (lbs.)	CENTER RING LENGTH	CENTER RING	END RING	GASKET N: NBR E: EPDM	5/8" BOLTS		TRACKHEAD BOLT w/ NUT		
						NUMBER	LENGTH	CORTEN	304 S.S.	316 S.S.
2"	4 #	5"	\$56.93	\$24.24	N \$41.66 E 43.11	2:	5/8" x 8"	\$16.08	\$36.21	\$71.66
3"	6 #	5"	82.05	33.55	N 43.44	4:	5/8" X 10 1/2"	18.80	42.19	83.42
	13.5 #	10"	115.05		E 44.14	4:	5/8" X 13"	23.31	52.03	99.63
4"	8 #	5"	109.87	44.62	N 44.11 E 45.29	4:	5/8" x 8"	16.08	36.21	71.66
	13 #	7"	178.54			4:	5/8" x 10 1/2"	18.80	42.19	83.42
	17 #	10"	206.91			4:	5/8" x 13"	23.31	52.03	99.63
	19 #	12"	449.68			4:	5/8" x 15"	23.31	52.03	99.63
	25 #	14"	531.65			4:	5/8" x 17"	24.24	58.59	144.49
6"	12 #	5"	132.98	71.81	N 52.00 E 54.40	5:	5/8" x 8"	16.08	36.21	71.66
	19 #	7"	193.29			5:	5/8" x 10 1/2"	18.80	42.19	83.42
	23 #	10"	324.96			5:	5/8" x 13"	23.31	52.03	99.63
	30 #	12"	513.85			5:	5/8" x 15"	23.31	52.03	99.63
	31 #	14"	531.65			5:	5/8" x 17"	24.24	58.59	144.49
8"	15 #	5"	169.76	88.96	N 62.62 E 70.38	6:	5/8" x 8"	16.08	36.21	71.66
	24 #	7"	241.56			6:	5/8" x 10 1/2"	18.80	42.19	83.42
	36 #	10"	390.14			6:	5/8" x 13"	23.31	52.03	99.63
	39 #	12"	664.04			6:	5/8" x 15"	23.31	52.03	99.63
	48 #	14"	730.07			6:	5/8" x 17"	24.24	58.59	144.49
10"	25 # (A)	6"	227.94	108.11	N 87.43 E 101.81	7:	5/8" x 10 1/2"	18.80	42.19	83.42
	28 # (B)	6"	227.94			7:	5/8" x 10 1/2"	18.80	42.19	83.42
	31 # (AB)	6"	227.94			7:	5/8" x 10 1/2"	18.80	42.19	83.42
	37 # (B only)	7"	456.58			7:	5/8" x 10 1/2"	18.80	42.19	83.42
	51 # (A)	12"	931.97			7:	5/8" x 17"	24.24	58.59	144.49
	56 # (B)	12"	931.97			7:	5/8" x 17"	24.24	58.59	144.49
	86 # (AB)	12"	931.97			7:	5/8" x 17"	24.24	58.59	144.49
74 # (B only)	14"	1,135.41	7:	5/8" x 18"	25.72	62.04	155.09			
12"	34 # (A)	6"	284.75	124.46	N 109.24 E 126.79	8:	5/8" x 10 1/2"	18.80	42.19	83.42
	36 # (B)	6"	284.75			8:	5/8" x 10 1/2"	18.80	42.19	83.42
	42 # (AB)	6"	284.75			8:	5/8" x 10 1/2"	18.80	42.19	83.42
	40 # (B only)	7"	484.18			8:	5/8" x 10 1/2"	18.80	42.19	83.42
	68 # (A)	12"	1,093.67			8:	5/8" x 17"	24.24	58.59	144.49
	72 # (B)	12"	1,093.67			8:	5/8" x 17"	24.24	58.59	144.49
	113 # (AB)	12"	1,093.67			8:	5/8" x 17"	24.24	58.59	144.49
80 # (B only)	14"	1,223.66	8:	5/8" x 18"	25.72	62.04	155.09			
14"	49 #	7"	700.95	180.29	N 156.24 E 186.01	9:	5/8" x 11 1/2"	19.55	44.06	89.98
	98 #	14"	1,587.68			9:	5/8" x 18"	25.72	62.04	155.09
16"	55 #	7"	838.51	243.82	N 172.88 E 208.16	10:	5/8" x 11 1/2"	19.55	44.06	89.98
	110 #	14"	1,909.16			10:	5/8" x 18"	25.72	62.04	155.09
18"	71 #	7"	1,060.94	493.39	N 226.76 E 280.00	12:	5/8" x 11 1/2"	19.55	44.06	89.98
	142 #	14"	2,311.30			12:	5/8" x 18"	25.72	62.04	155.09
20"	67 #	7"	1,288.73	626.11	N 251.81 E 315.70	12:	5/8" x 11 1/2"	19.55	44.06	89.98
	134 #	14"	2,558.47			12:	5/8" x 18"	25.72	62.04	155.09
22"	76 #	7"	1,420.56	676.29	N 265.73 E 335.08	13:	5/8" x 11 1/2"	19.55	44.06	89.98
	152 #	14"	2,279.95			13:	5/8" x 18"	25.72	62.04	155.09
24"	133 #	10"	2,238.69	1,119.20	N 385.16 E 493.81	14:	5/8" x 15"	23.31	52.03	99.63
	266 #	20"	4,858.60			14:	5/8" x 24"	35.93	83.53	203.71

COUPLINGS

To accommodate the wider range of pipe sizes within the 10" and 12" categories, it is necessary that the center rings be made in three sizes: A, AB, and B (see drawing right).



WARNING: Flexible couplings do not provide protection against possible pullout of pipe ends in unrestrained conditions. See Page 8-4 for appropriate restraint system.